

IHRESS

PREMIUM PACKAGING MACHINERY



iP15

Semi-automatic single-format case sealer



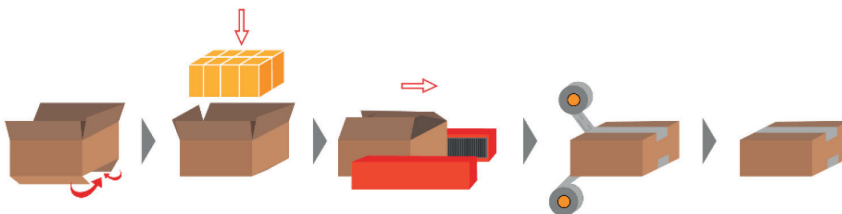
Pol. Ind. Can Turull - Naves 8 y 9
Carretera c-1413a Km. 35 | 08181 Sentmenat (ESPAÑA)
+34 936 555 600 | ihress.com | info@ihress.com

TECHNICAL CHARACTERISTICS OF THE STANDARD MACHINE


- Boxes dragging by means of side belts with independent motors.
- Double sealing head, upper and lower.
- Weight 140 Kg.
- Height adjustable legs from 570 to 800 mm.
- Tension adjustment of the seal.
- Interchangeable heads with the possibility of using seals from 48 to 72 mm wide.
- Metal box transport rollers.
- Adjustable top guides to keep the flaps squared while sealing.
- Adjustable height and width of the cartons by means of a crank handle.
- Machine stop at the head for quick access. Admissible crate dimensions
- Type: RSC or B1- Length: 100 - ∞ mm
- Width: 115 - 510 mm
- Height: 120 - 490 mm The quality and format of the boxes must be checked and approved by the iHRESS technical office.

*NOTE: For enclosures that require upper support wheels, the minimum width is 150 mm (for more information, see options).

Closed process



Sealing head




SPECIAL OPTIONS

Exit/entry roller conveyors




Roller conveyor





Technical characteristics	Standard
Supply voltage:	220 V 50 Hz single phase
Installed power:	0,45 Kw
Speed crawler belts:	21 m/min.
Closing top and/or bottom flaps	Seal (48 a 72 mm)
Dimensional adjustment:	Manual
Production (variable according to format):	According to box format and operator
Other components or brands on request may incur extra costs.	
* Depending on the quality, construction and size of the enclosures.	

Options
Stainless steel 304 version
3 flap lock (only model P15)
Flap Holder (lower flap holder)
Free roller conveyor for infeed and/or outfeed 500 mm long
Free roller conveyor for infeed and/or outfeed Length 1.000 mm
Extending roller conveyor free outfeed Length from 1.2 m to 4.8 m
For boxes less than 150 mm wide, top roller adapter can be added (only for iP15)
Extendable conveyor coupling
Other colours on request (may incur extra costs)



iP15 INOX



iP15 + roller conveyor

STANDARD MACHINE DIMENSIONS

